



FINAL BACK TO SCHOOL REPORT

Dr. Kelvin R. Adams, Superintendent
October 8, 2019



OPENING OF SCHOOL REPORT



- ❑ **HR: Staffing**
- ❑ **Enrollment**
- ❑ **Portfolio Planning and Proposed School Action**

STAFFING UPDATE



HIRES (Total Year)	2015-2016	2016-2017	2017-2018	2018-2019	July 1, 2019 – September 9, 2019
Number of Teachers Hired	291	377	328	265	239*
Number of TFA Teachers Hired	36	17	21	14	22
Total Hires	327	394	349	279	261*

**Employment offers are still being made for the 2019-2020 school year*

SEPARATIONS	2015-2016	2016-2017	2017-2018	2018-2019	July 1, 2019 – September 9, 2019
Number of Teachers Resigned	334	247	309	228	53
Number of Teachers Retired	51	52	76	47	6
Number of Teachers Terminated	35	23	34	18	0
Number of Other Teacher Separations (Death of Employee, Reduction in Force, etc.)	4	1	7	1	0
Total Separations	424	323	426	294	59

SCHOOL-BASED VACANCIES



VACANCIES	August 29, 2016	August 29, 2017	August 13, 2018	September 9, 2019
Teaching Staff	176.9	79	75	48
Non-Teaching Staff	149	40	46	49
Principal/Assistant Principal	0	0	0	1
Total Vacancies	325.9	119	121	98

HARD TO FILL AREAS



VACANCIES	August 29, 2016	August 29, 2017	August 13, 2018	September 9, 2019
Foreign Language	4	1	1	0
Secondary Math	12	5	3	2
Secondary Science	19	6	6	9
English Speakers of Other Languages (ESOL)	4	1	7	3
Special Education	21	14	18	4
CTE	2	4	4	0
Music (Vocal & Instrumental) (K-12)	10	8	6	7
Regular Classroom (Elementary)	50	21	7	11
Kindergarten	11	1	1	1
Pre-School	7	0	3	0
Military Science	1	1	0	1
Art (K-12)	3.9	4	1	1
Physical Education (K-12)	10	6	6	4

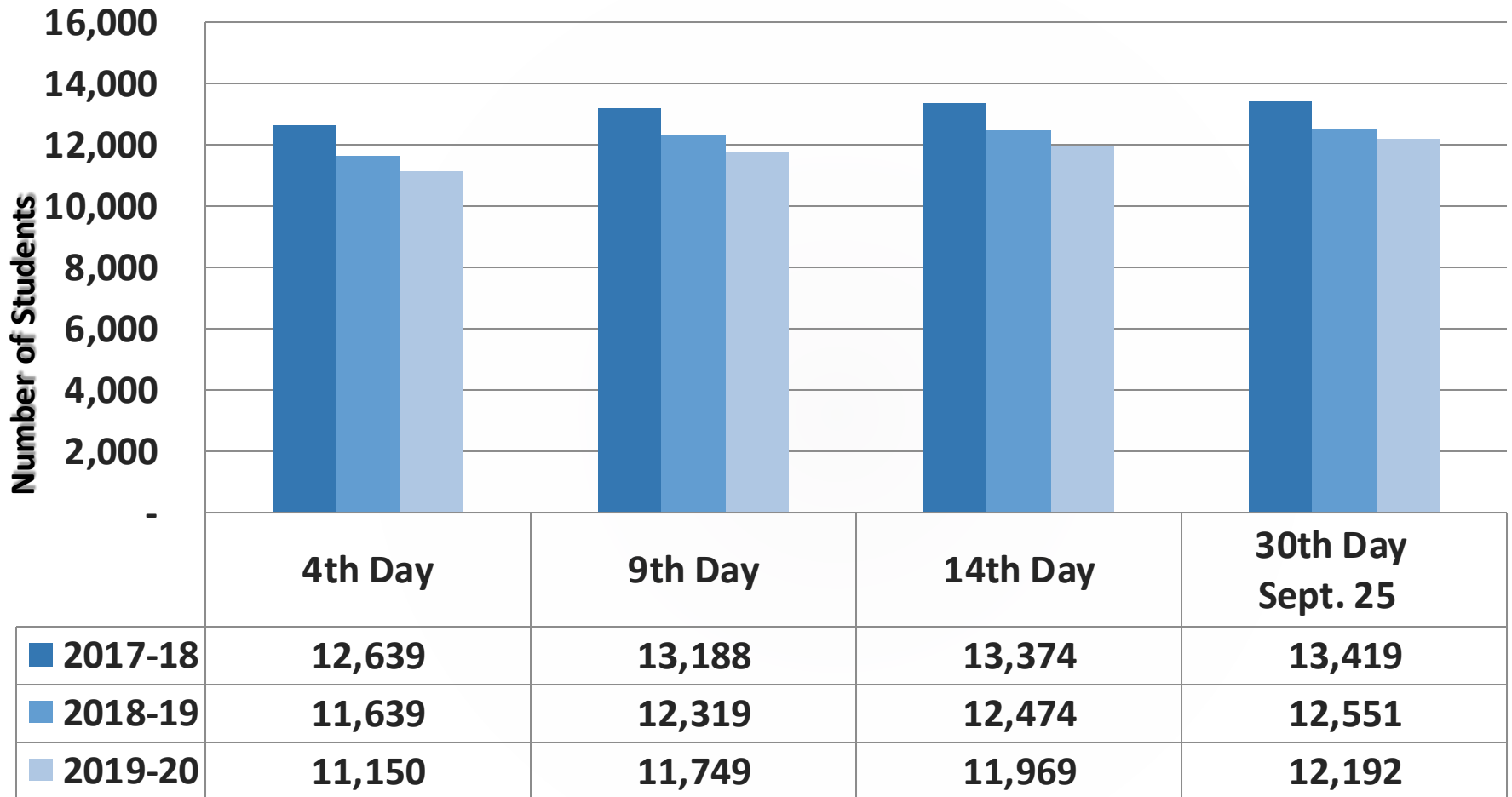
LABOR MANAGEMENT



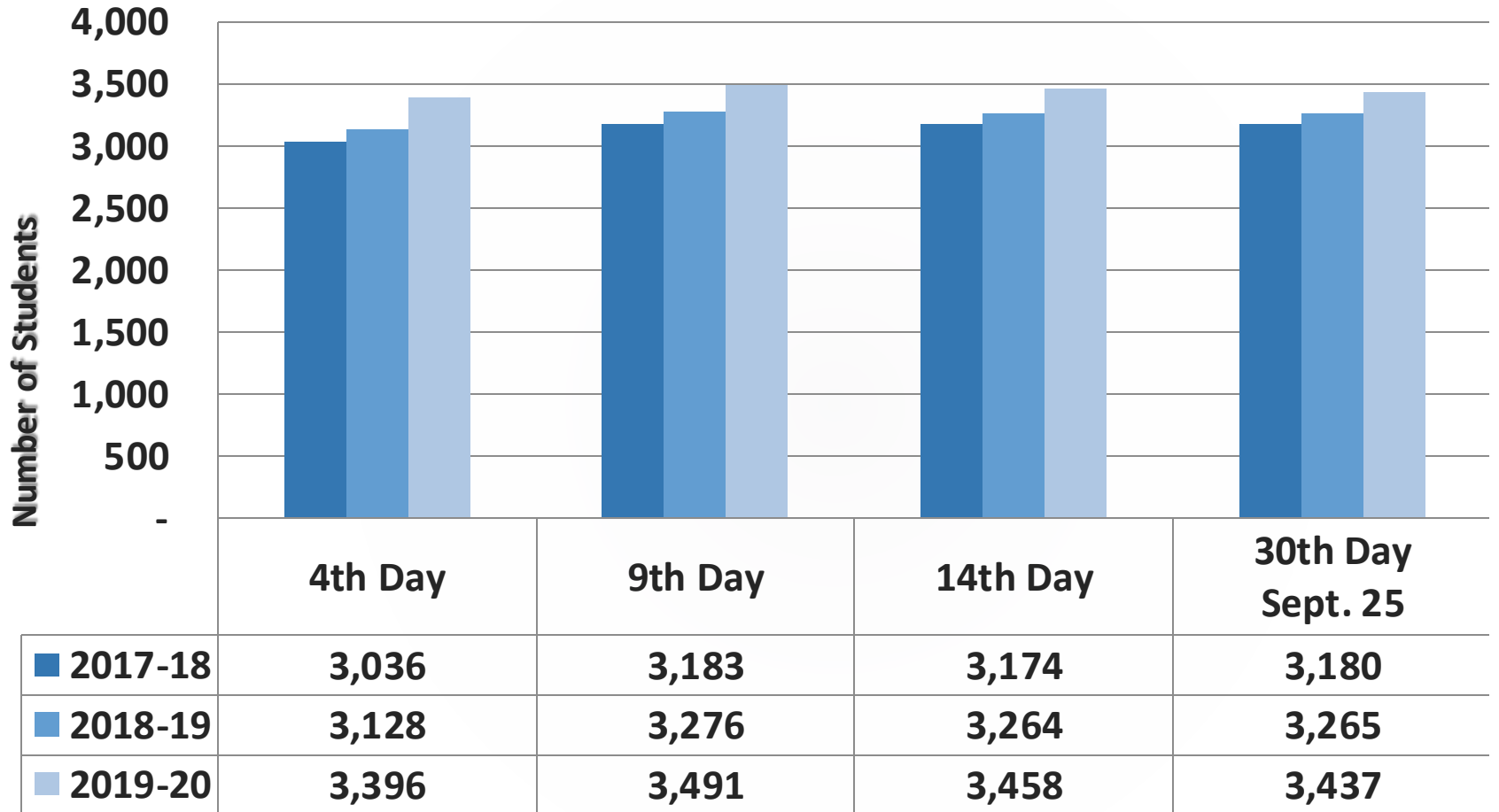
GRIEVANCES	2016-2017	2017-2018	2018-2019	2019-2020 YTD
Grievances filed during the academic school year	64	52	27	2
Mutual resolutions reached	64	50	27	2
Impasse	0	2	0	0
Local 420 issues presented at Labor Management	247	198	159	25
Issues resolved through mutual agreement	242	192	156	25

ELEMENTARY ENROLLMENT:

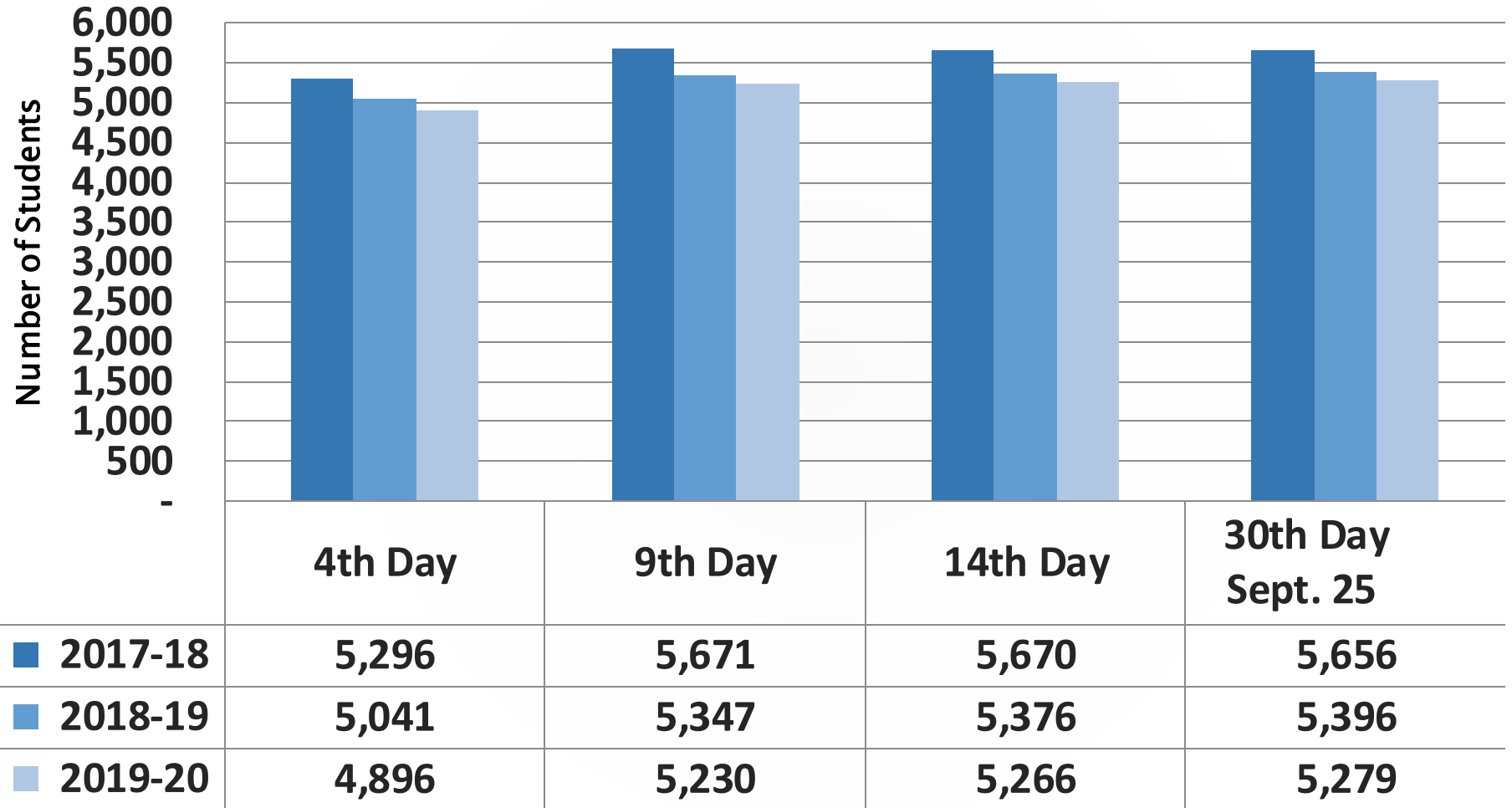
FALL 2018, 2019, 2020



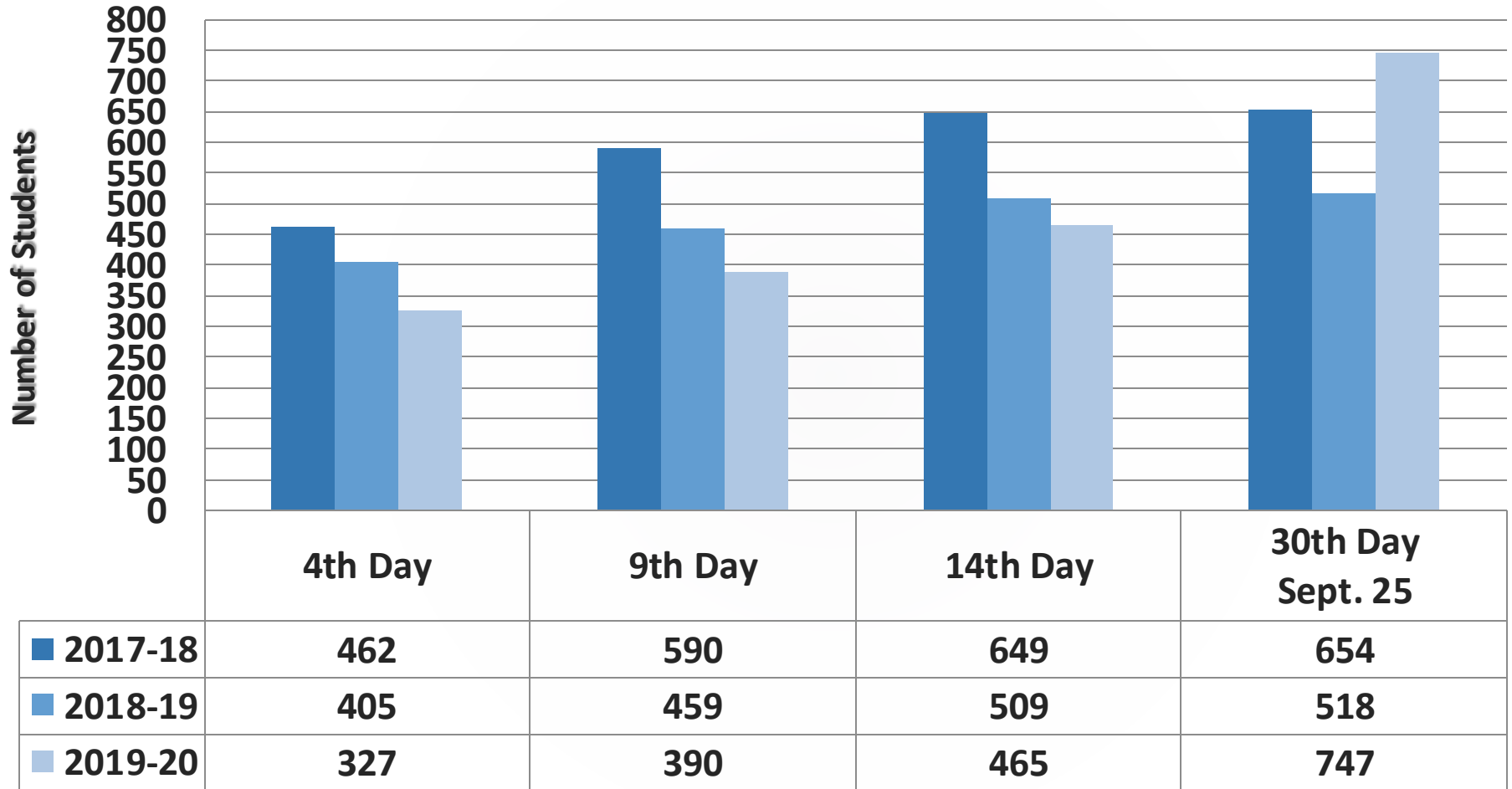
MIDDLE ENROLLMENT: FALL 2018, 2019, 2020



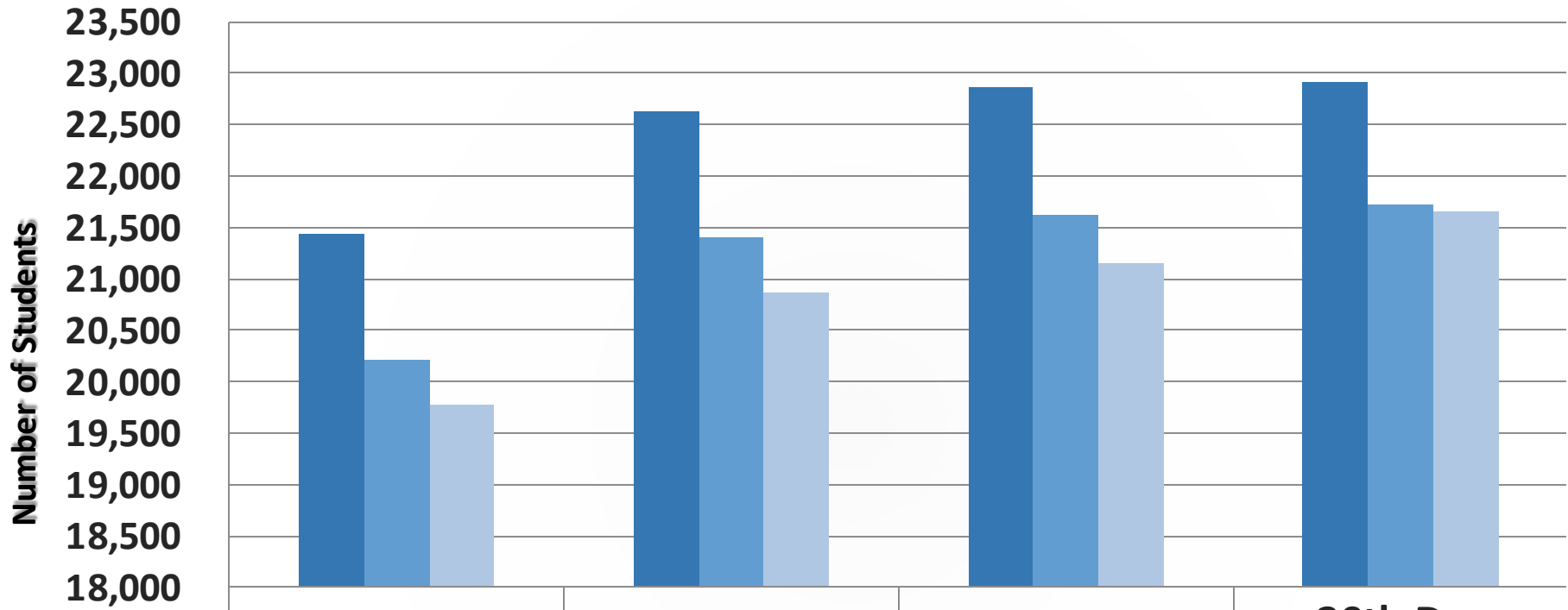
HIGH ENROLLMENT: FALL 2018, 2019, 2020



ALTERNATIVE ENROLLMENT: FALL 2018, 2019, 2020



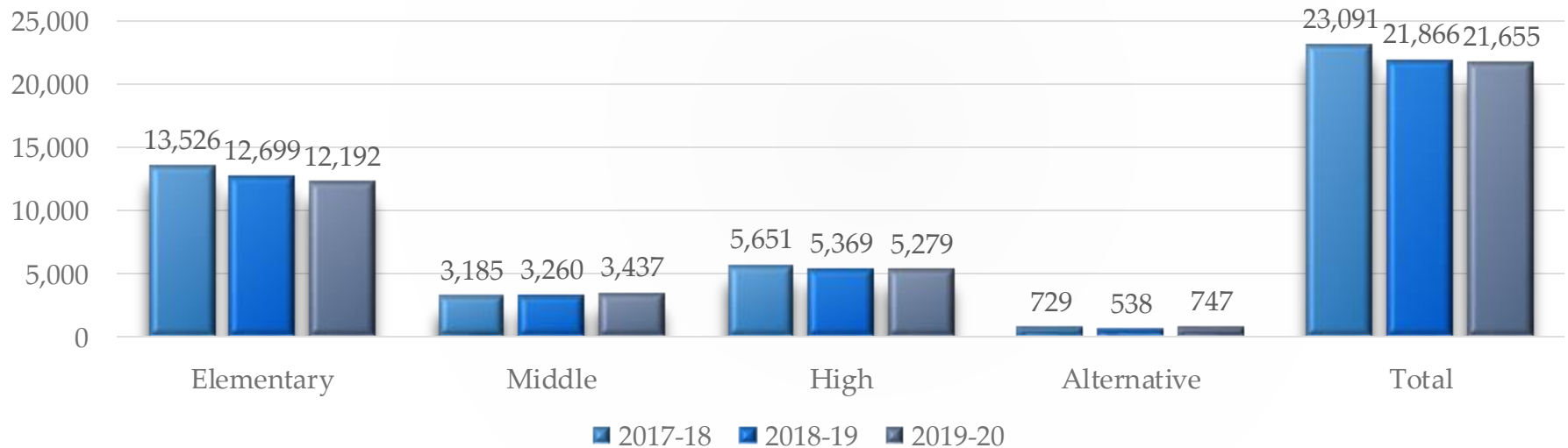
DISTRICT ENROLLMENT: FALL 2018, 2019, 2020



	4th Day	9th Day	14th Day	30th Day Sept. 25
■ 2017-18	21,433	22,632	22,867	22,919
■ 2018-19	20,213	21,401	21,623	21,730
■ 2019-20	19,769	20,860	21,158	21,655

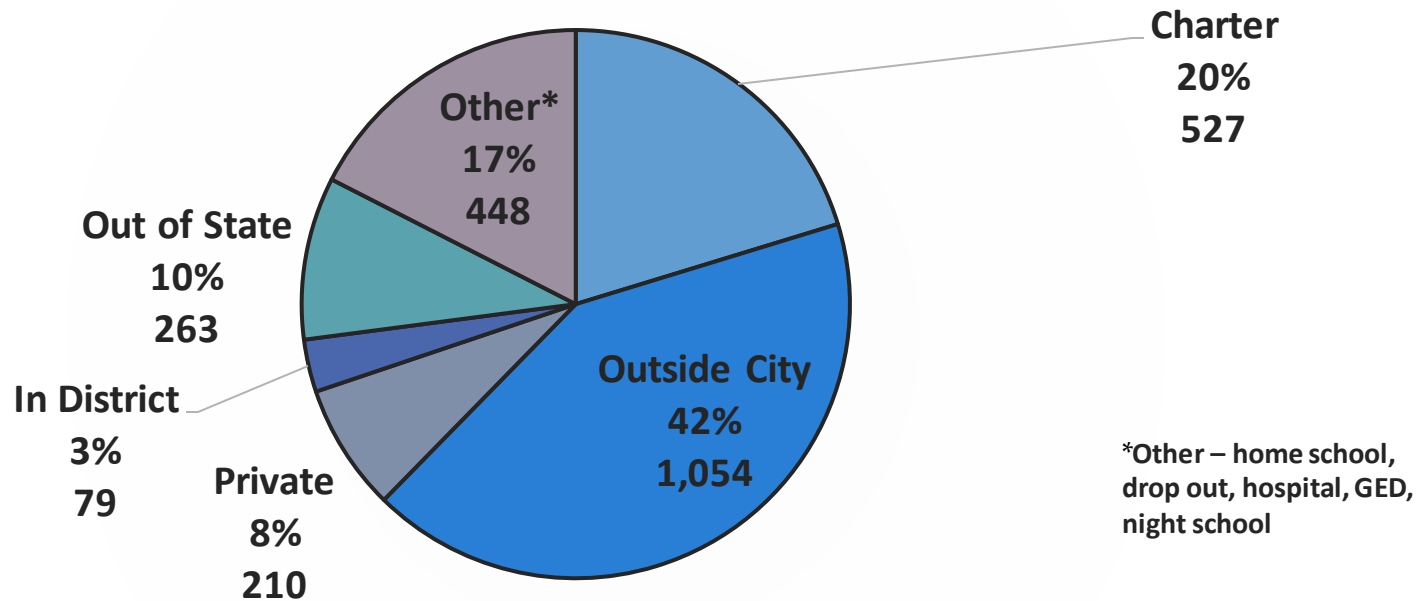


ST. LOUIS PUBLIC SCHOOLS SEPTEMBER ENROLLMENT COUNT 2017-18 THROUGH 2019-20 3 YEARS





WHERE DO OUR STUDENTS GO? 2019-20 WITHDRAWALS



■ Charter ■ Outside City ■ Private ■ In District ■ Out of State ■ Other*

POPULATION/ENROLLMENT COMPARISON

St. Louis City

- From 2008 – 2018*
 - Has decreased by 4.8%



St. Louis Public Schools

- From 2008 – 2018
 - Has decreased by 20.8%

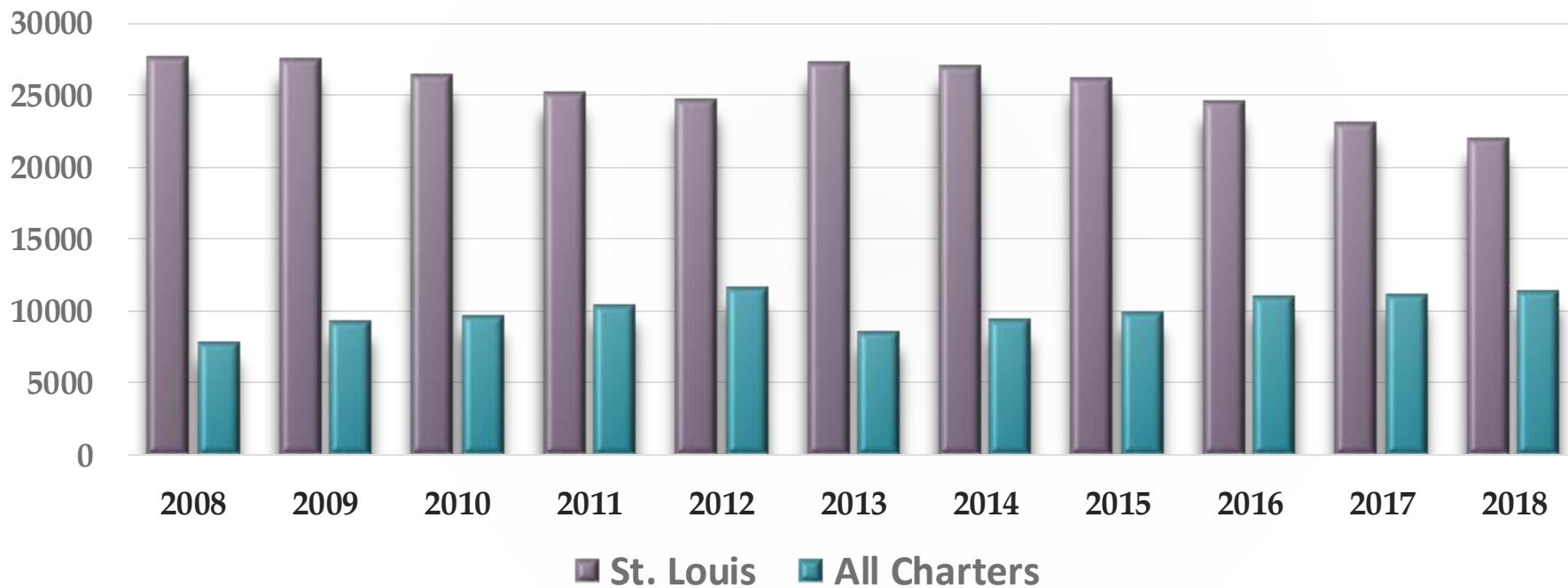
Charter Schools

- 2008 - 2018
 - St. Louis Public Schools + Charter School enrollments =
 - 2008 35,408
 - 2018 33,240
- Decrease of 6.12% for public schools in city

* 2019 population numbers not available



ST. LOUIS PUBLIC SCHOOLS ENROLLMENT COMPARED TO CHARTER SCHOOLS 2008 THROUGH 2018





PERFORMANCE BASED SCHOOLS

(Portfolio Planning and Proposed School Action)

In 2011, the SAB identified four factors to determine which schools should be consolidated or transformed:

1. Capacity Utilization and Enrollment
 - Elementary - 75% Utilization
 - Middle - 60% Utilization
 - High - 50% Utilization
2. Accreditation Performance (Academics, Attendance, Graduation, College and Career, etc.)
3. Age and Condition of Building
4. Feeder Patterns/City-Wide Development Plans

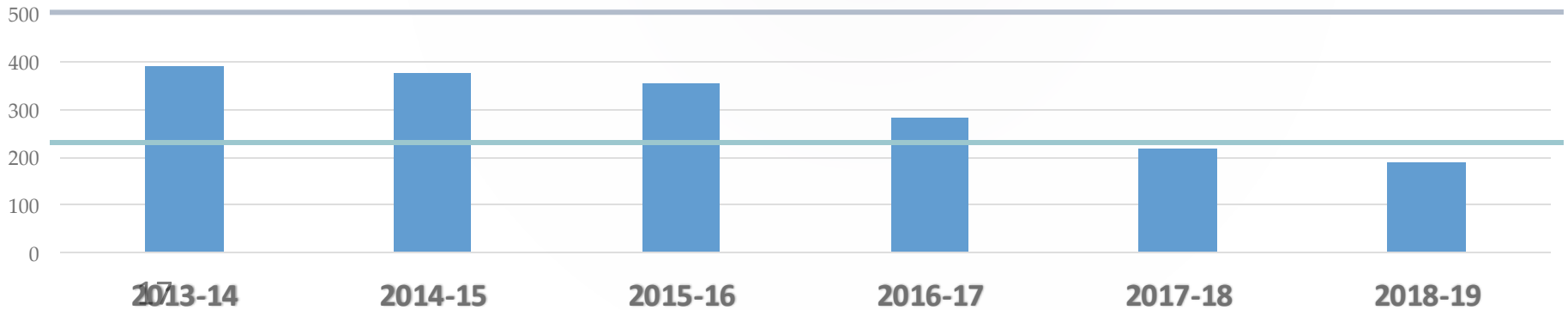
SCHOOL NAME

(PORTFOLIO PLANNING AND PROPOSED SCHOOL ACTION)



	Building Utilization	Enrollment (SY '18-'19)	Enrollment (SY '19-'20)	Zip Code Population Change (2000-2010)	Accreditation				Attendance (90/90)	Attendance (ADA)	Discipline (Suspensions)	Budget	Food Service	Transportation	Building Quality			
					2013-2014	2014-2015	2015-2016	2016-2017							Building Age	Building Quality	FCAP	Prop S
Name	30%	190	125	-15%	U	P	P	U	74%	87%	75	\$2,650,000	75%	10	300	Poor	\$2,500,000	\$650,000

Enrollment



Recommendation:

TIMELINE

(PORTFOLIO PLANNING AND PROPOSED SCHOOL ACTION)



- ❑ **October – November 2019:** All relevant data gathered
- ❑ **December 2019:** District Administration submits recommendations to the Board
- ❑ **January 2020:** School Leadership and Staff will be engaged for additional data
- ❑ **January 2020:** Community Forum and Community Feedback solicited
- ❑ **February 2020:** Additional Community Forums to collect feedback if needed
- ❑ **February 2020:** Final Board approval
- ❑ **February – May 2020:** Individual student placement assistance, staff transfer, and reassignment provided to affected families and staff



QUESTIONS